

391

A

PUMP ROTATION:
Counterclockwise. Firing Order 1-5-4-8-6-3-7-2
MOUNT:
Vee
TIMED FOR PORT CLOSING
SPECIAL FEATURES:
3.00:1 Gear Ratio

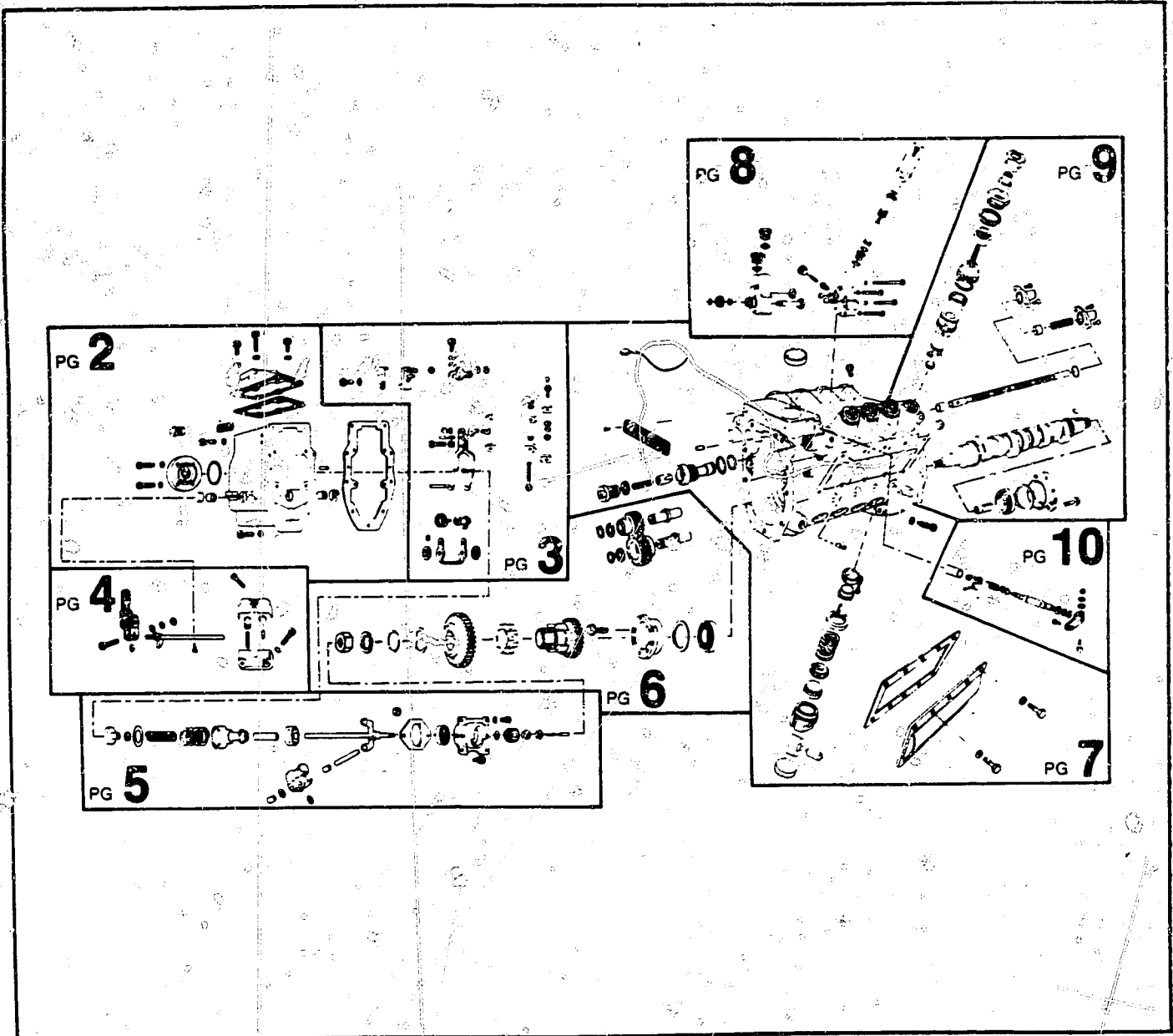
MACK
MODEL 300 #PVM450391
Special Information:



SERVICE PARTS

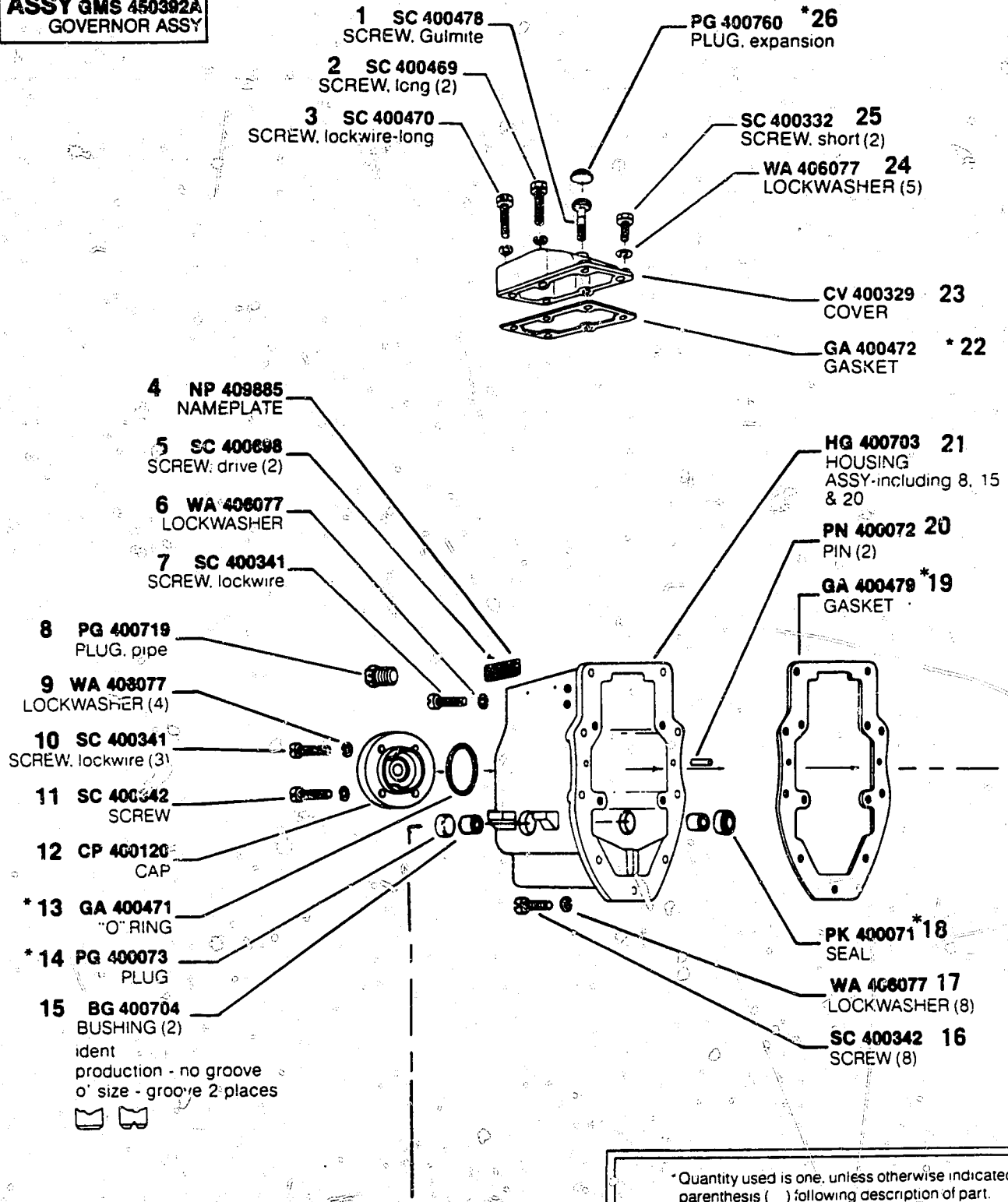
Following are all parts, part numbers, pump codes and calibrations for the Model: 300 #PVM450391. The exploded view drawing below is detailed with part numbers

listed on the pages indicated. Refer to the Index Section for explanations of codes and abbreviations.



MODEL 300 #PVM 450391

ASSY GMS 450392A
GOVERNOR ASSY



*Quantity used is one, unless otherwise indicated in parenthesis () following description of part.

*Denotes parts included in Pump Repair Gasket Kit KT 409738.

MODEL 300 #PVM 450391

ASSY LE 402642
LEVER ASSY
 fulcrum-including 8, 10
 thru 12, 14, 15, 19 thru
 27

- 3 PL 400294
PLATE, stop
(ident #29)
- 4 WA 406192
WASHER
- 5 SC 400328
SCREW

- 1 NT 400327
NUT (2)
- 2 PL 400288
PLATE, hanger
(ident #5)

- SC 400342 32
SCREW (2)
- WA 406077 31
LOCKWASHER (2)
- WA 400340 30
WASHER (2)
- BK 403803 29
BRIDGE
- WA 406275 28
LOCKWASHER

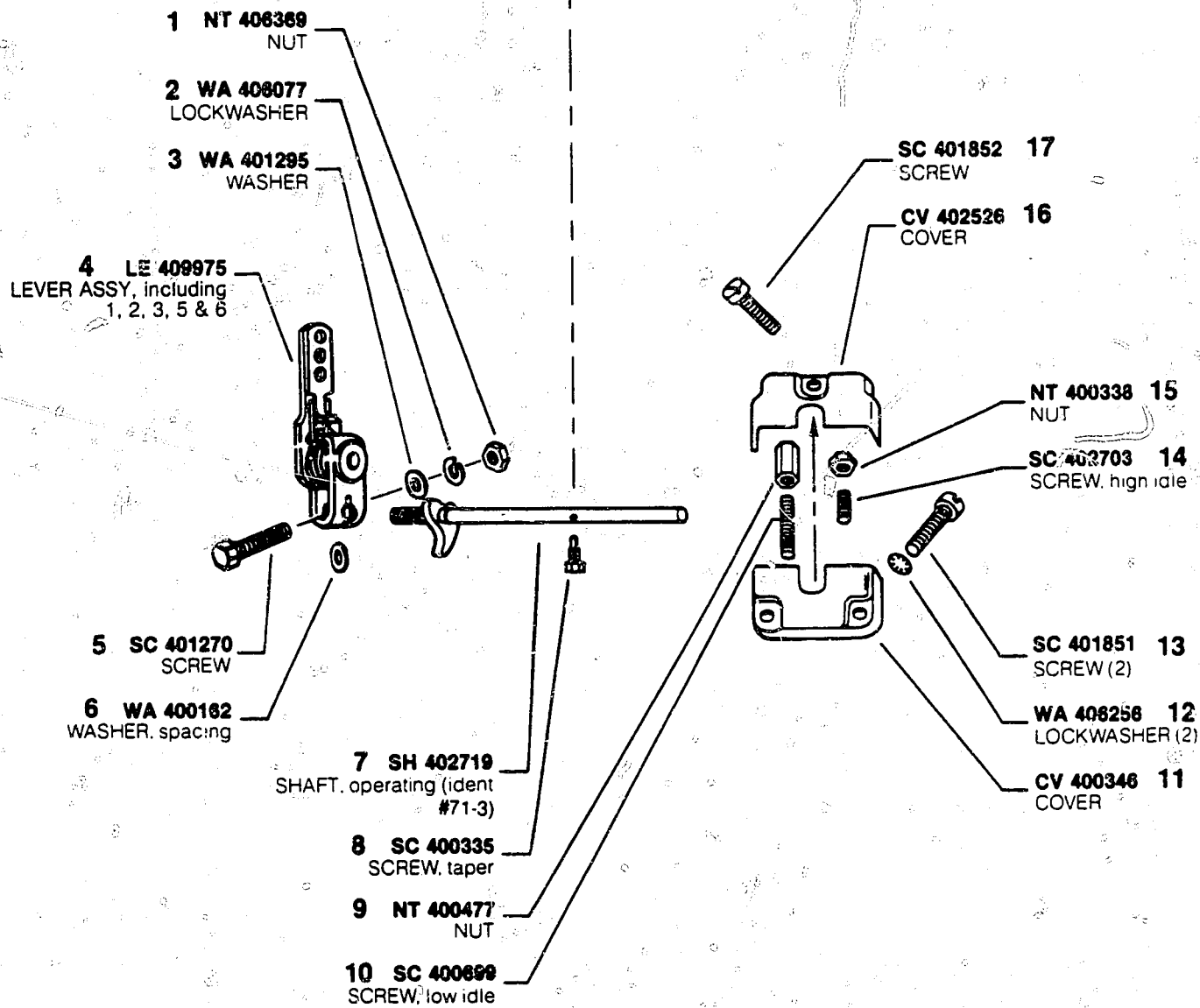
- 6 WA 406077
LOCKWASHER
- 7 NT 406405
NUT
- 8 PN 402633
PIN
- 9 SC 400138
SCREW, droop
- 10 LE 402651
LEVER,
fulcrum-including 12

- NT 402658 27
NUT
- PN 402685 26
PIN (2)
- LK 402657 25
LINK (2)
- WA 400340 24
WASHER (2)
- WA 406077 23
LOCKWASHER (2)
- NT 406405 22
NUT (2)
- SR 402789 21
SPACER
- 25
- WA 402810 20
WASHER (2)
- SC 400339 18
SCREW
- CA 410153 17
CAM
- SC 402700 19
SCREW

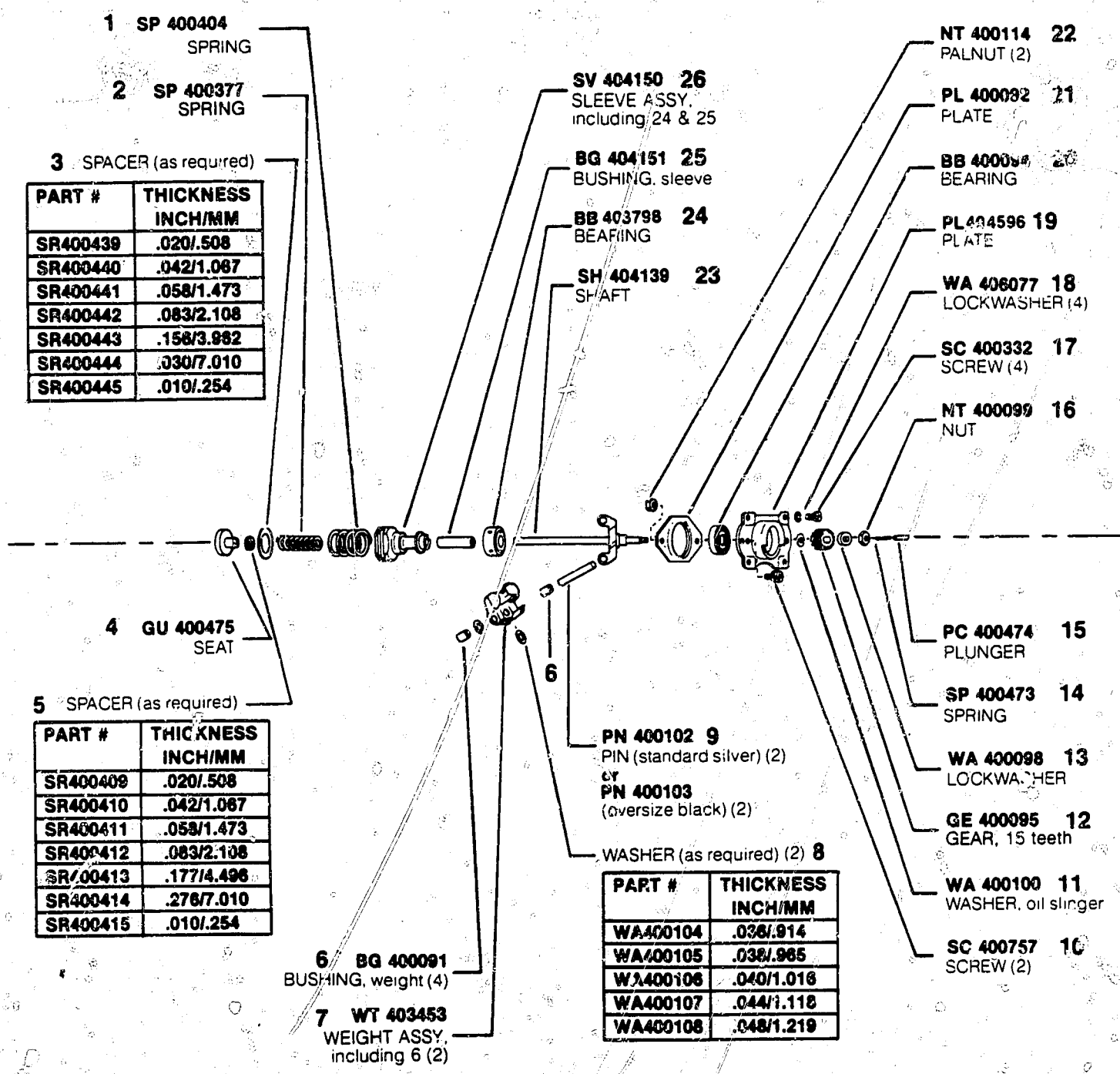
- 11 PN 400812
PIN
- 12 PN 400150
PIN (2)
- 13 SP 400179
SPRING
- 14 RG 400152
RING (2)
- 15 BK 410114
BRACKET

- PL 400178 16
PLATE

MODEL 300 #PVM 450391



MODEL 300 #PVM 450391



PART #	THICKNESS INCH/MM
SR400439	.020/1.508
SR400440	.042/1.067
SR400441	.058/1.473
SR400442	.083/2.108
SR400443	.156/3.962
SR400444	.030/7.010
SR400445	.010/1.254

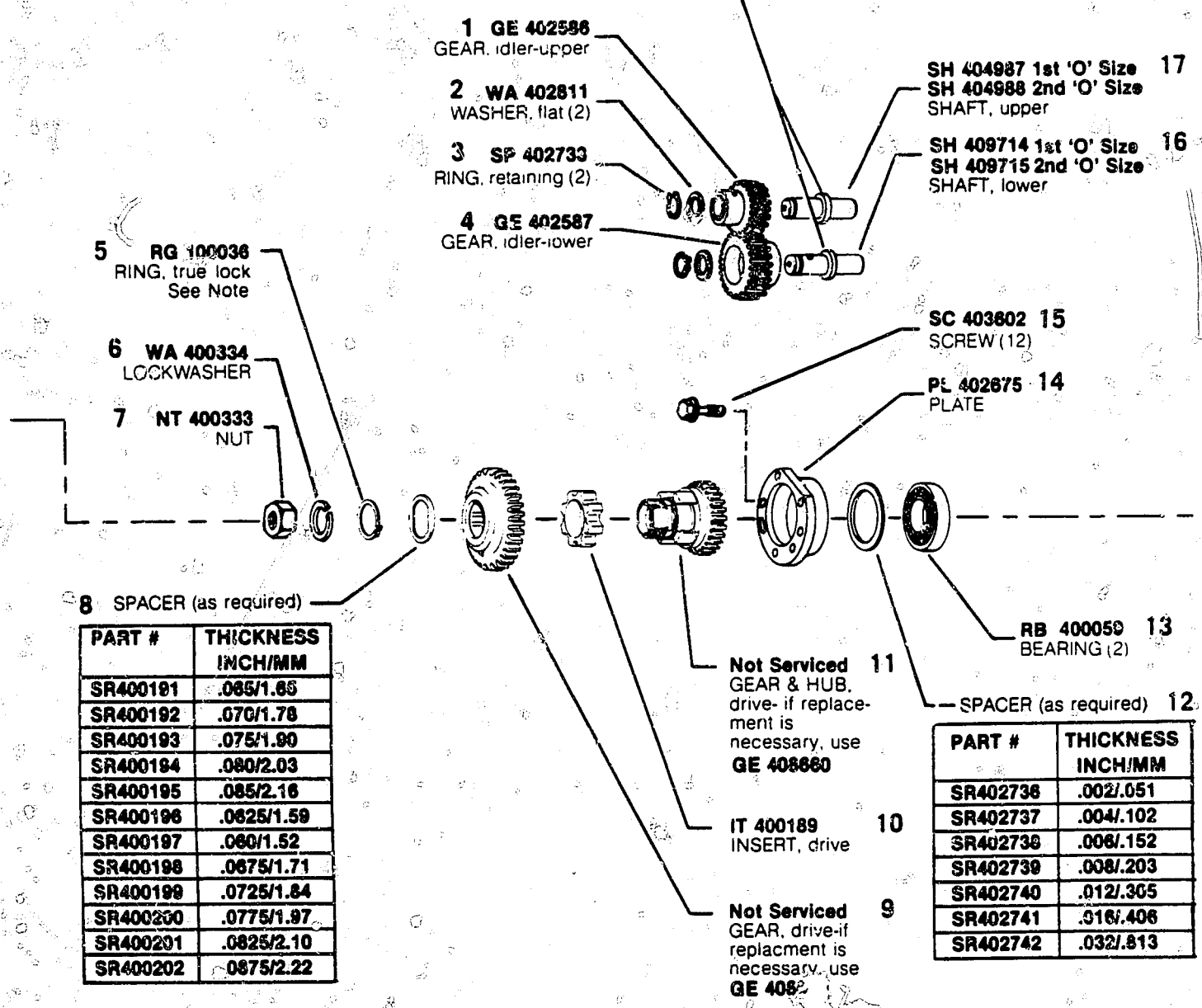
PART #	THICKNESS INCH/MM
SR400409	.020/1.508
SR400410	.042/1.067
SR400411	.058/1.473
SR400412	.083/2.108
SR400413	.177/4.496
SR400414	.276/7.010
SR400415	.010/1.254

PART #	THICKNESS INCH/MM
WA400104	.036/1.914
WA400105	.036/1.965
WA400106	.040/1.016
WA400107	.044/1.118
WA400108	.048/1.219

MODEL 300 #PVM 450391

ASSY GE 408660
 (RUBBER DRIVE)
 DRIVE ASSY-including
 5, 8 thru 11

PRODUCTION - No Groove
 1st 'O' SIZE - No Groove
 2nd 'O' SIZE - Two Grooves



PART #	THICKNESS INCH/MM
SR400181	.085/1.85
SR400182	.070/1.78
SR400193	.075/1.90
SR400184	.080/2.03
SR400195	.085/2.16
SR400196	.0625/1.59
SR400197	.060/1.52
SR400198	.0675/1.71
SR400199	.0725/1.84
SR400200	.0775/1.97
SR400201	.0825/2.10
SR400202	.0875/2.22

PART #	THICKNESS INCH/MM
SR402738	.002/.051
SR402737	.004/.102
SR402738	.006/.152
SR402739	.008/.203
SR402740	.012/.305
SR402741	.016/.406
SR402742	.032/.813

MODEL 300 #PVM 450391

ASSY VA 402799
VALVE ASSY. overflow -
including 5 thru 11

ASSY TP 408384
TAPPET ASSY -
including 16 & 18 thru
20

- 1 PG 402866 PLUG (2)
- 2 PN 402882 PIN
- 3 NP 409888 NAMEPLATE
- 4 SC 400699 SCREW, drive (2)
- * 5 GA 100525 "O" RING-overflow valve
- * 6 GA 402531 "O" RING-overflow valve
- 7 Not Serviced VALVE BODY

- 8 SC 402706 SCREW
- * 9 GA 404115 GASKET
- 10 SP 401134 SPRING
- 11 VA 402800 VALVE
- 16 KNOB (as required) (8)

- 12 PN 400011 PIN, barrel locating (8)
- 13 GE 400643 GEAR, segment (8)
- 14 GU 400510 GUIDE (8)
- 15 GU 401850 GUIDE (8)

- SE 400480 34 SEAL, wire
- PG 402867 *33 PLUG
- SC 400509 32 SCREW, control rack (2)

- HG 409739 31 HOUSING ASSY including 1, 2, 12 & 30, 16 & 17 on page 6, 18 on page 9, and 2 & 7 on page 10
- PG 100137 30 PLUG (3)
- PN 401433 29 PIN, tappet guide (Service replacement identified by letter A) (8)

- GA 402584 * 28 GASKET (2)
- CV 402518 27 COVER (2)
- SC 400341 26 SCREW, lockwire (4)
- WA 406077 25 LOCKWASHER (20)
- SC 400342 24 SCREW (16)

- SC 400488 23 SCREW (8)
- SV 400511 22 SLEEVE, control (8)
- SP 400512 21 SPRING (8)
- GU 408385 20 SHELL (8)
- RL 400514 19 ROLLER (8)
- PN 402883 18 PIN (8)
- PG 402867 *17 PLUG (8)

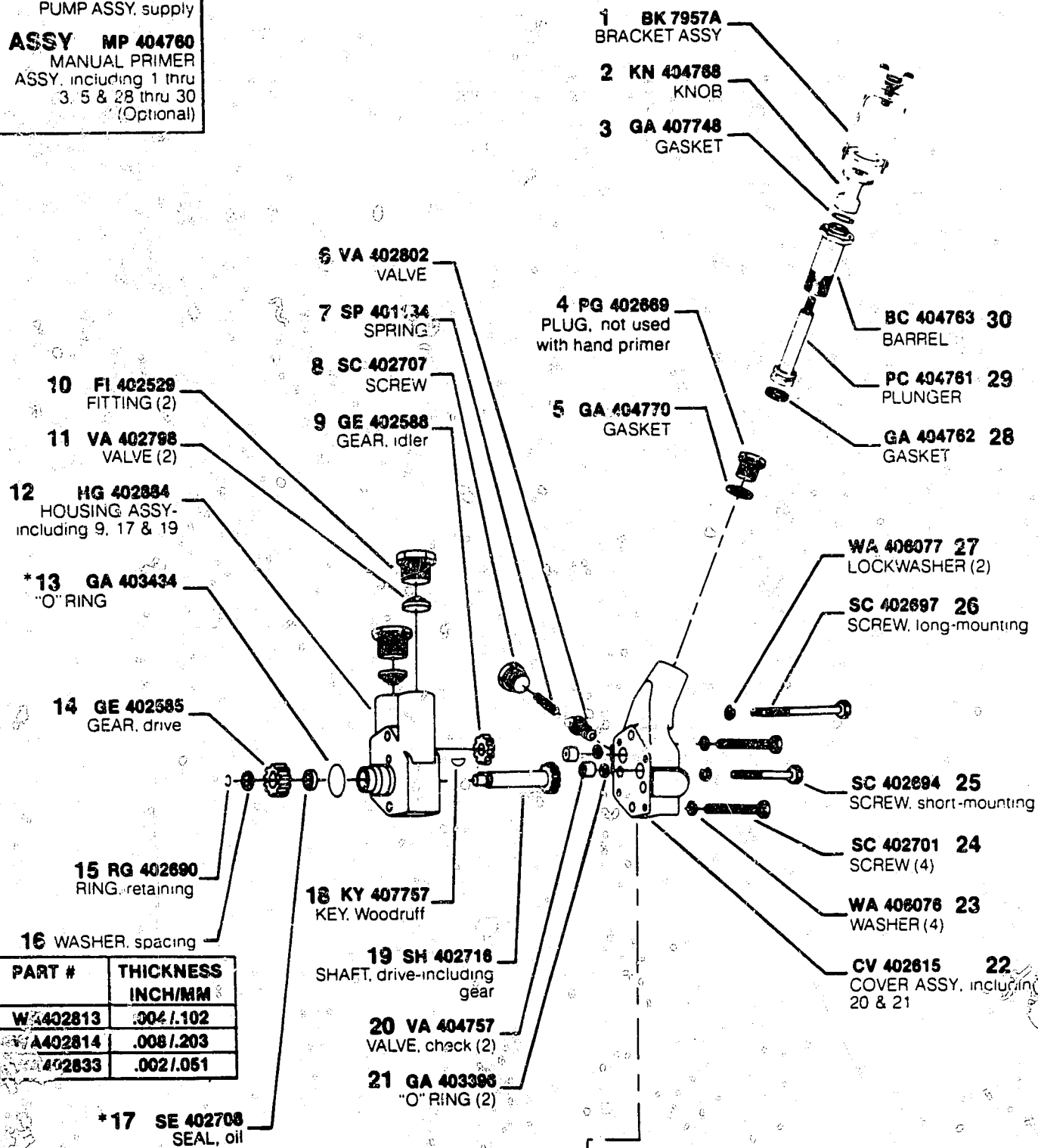
PART #	THICKNESS INCH/MM
KN400520	.288/7.307
KN400521	.270/6.858
KN400522	.272/6.909
KN400523	.274/6.960
KN400524	.277/7.010
KN400525	.278/7.061
KN400526	.280/7.112
KN400527	.282/7.163
KN400528	.284/7.214
KN400529	.286/7.264
KN400530	.288/7.315

* Denotes parts included in Pump Repair Gasket Kit - KT 409738.

MODEL 300 #PVM 450391

ASSY SGL 450289A
PUMP ASSY. supply

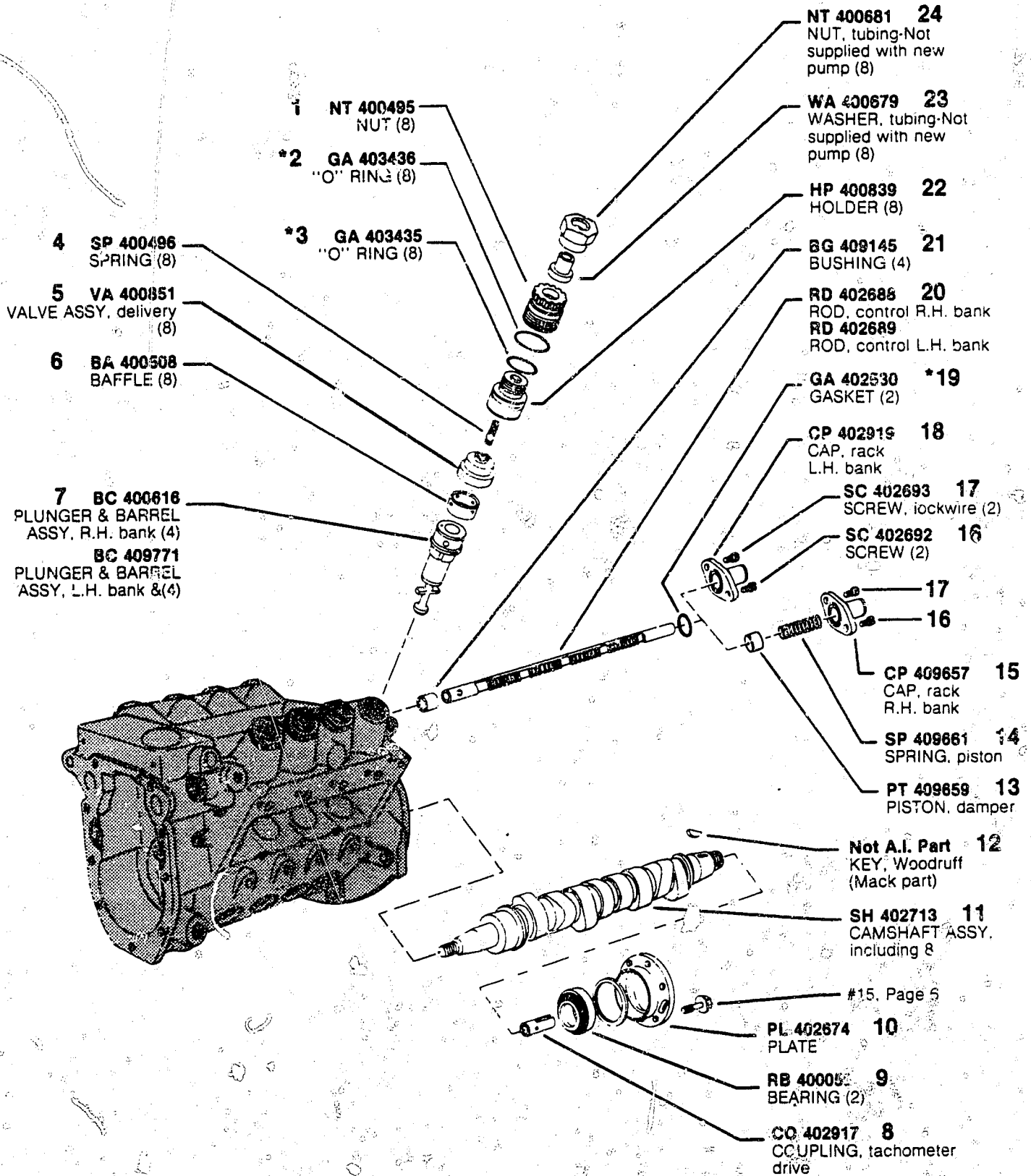
ASSY MP 404760
MANUAL PRIMER
ASSY. including 1 thru
3, 5 & 28 thru 30
(Optional)



PART #	THICKNESS INCH/MM
W 402813	.004 / .102
A 402814	.008 / .203
402833	.002 / .051

*Denotes parts included in Pump Repair Gasket Kit-KT 409738.

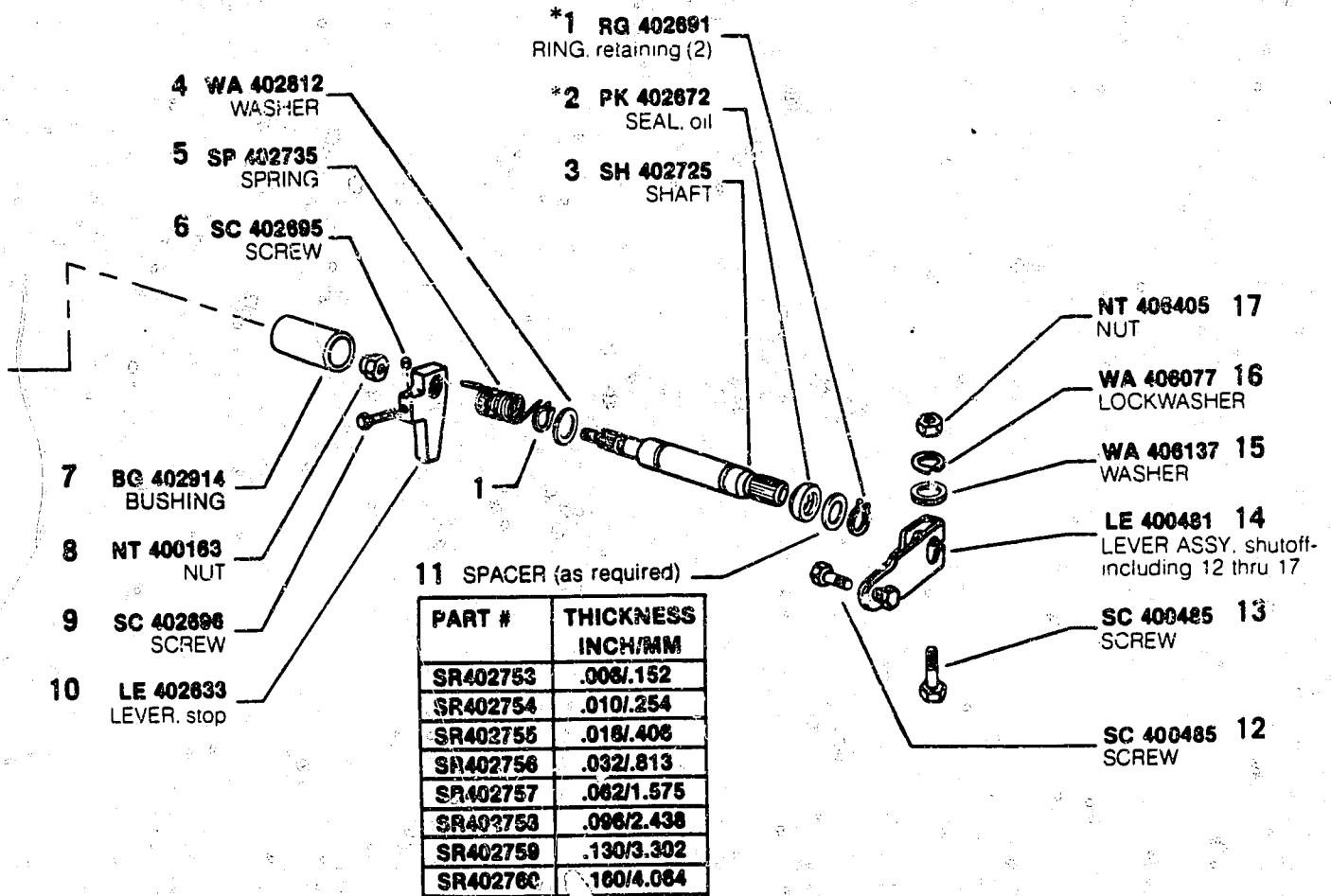
MODEL 300 #PVM 450391



*Denotes parts included in Pump Repair Gasket Kit KT 409738.

MODEL 300 #PVM 450391

ASSY LE 402634
LEVER ASSY, inner
stop-including 6, 9 & 10



*Denotes parts included in Pump Repair Gasket Kit KT 409738.

MODEL 300 #PVM 450391

