

AKK

AMERICAN BOSCH MARKETING DIVISION

**AMERICAN
BOSCH
ARMA
CORPORATION**

SPRINGFIELD, MASS. 01107


Supersedes Manual Pages D910
thru D910/4 Issued October, 1961

SERVICE PARTS LIST

AMERICAN BOSCH NOZZLE HOLDERS

AKK 150 to 350 T 93

Illustration Number	Part Number	Quantity Used	Description of Part
1	NT 7859	1	NUT, inlet nipple
2	WA 7821	1	WASHER, inlet nipple nut
3	HH 78221-1	1	BODY, nozzle holder (used with AKK 150 T 93)
	HH 78221	1	BODY, nozzle holder (used with AKK 200 T 93)
	HH 78221-2	1	BODY, nozzle holder (used with AKK 250 T 93)
	HH 78221-3	1	BODY, nozzle holder (used with AKK 300 T 93)
	HH 78221-4	1	BODY, nozzle holder (used with AKK 350 T 93)
4	NT 7860	1	NUT, nozzle cap
5	SR 787	1	SPACER
6	WMS 2157/402X	as req'd	SHIM - .002" thick
	WMS 2157/7X	as req'd	SHIM - .004" thick
	WMS 2157/8X	as req'd	SHIM - .008" thick
	WMS 2157/9X	as req'd	SHIM - .020" thick
	WMS 2157/10X	as req'd	SHIM - .042" thick
7	GU 7812	1	SEAT, spring - upper
8	WSF 2044A5X	1	SPRING, pressure adjusting
9	SR 788	1	SPACER, valve stop
10	GU 7811	1	SEAT, spring - lower
11	See Note	1	NOZZLE ASSEMBLY
12	WMR 2041/6X	1	GASKET, nozzle cap nut (furnished with nozzle or must be ordered separately)



NOTE: The nozzle assembly is not furnished with the nozzle holder. When reordering nozzle assembly, refer to the type designation stamped on the nozzle body.

SYMBOLS

• - New Part	** - Not Illustrated
† - Discontinued with no replacement.	*** - Not Shown Assembled
• - Parts Included in listed kit.	- Text or listing opposite has been revised or changed.

T 1857A AKK 200T 1857A - American Locomotive 9" x 10 $\frac{1}{2}$ "

Illustration Number	Part Number	Quantity Used	Description of Part
1	NT 7856	1	NUT, inlet nipple
2	WA 7632	1	SLEEVE, inlet nipple nut
12	GA 7710	1	GASKET, nozzle cap nut (self centering type) - must be ordered separately

Set at 3600 psi Service Setting (Used Spring) or 3960 psi (New Spring).

NOTE: Illustrations 1 and 2 are not supplied with Holder Assembly and must be ordered separately.

ALL OTHER PARTS SAME AS FOR AKK 200 T 93

T 1858A AKK 250T 1858A - Cooper-Bessemer 10 $\frac{1}{2}$ " x 13 $\frac{1}{2}$ " Engine Model GNB

Set at 2000 psi Service Setting (Used Spring) or 2200 psi (New Spring).

ALL PARTS SAME AS FOR AKK 250 T 93

T 1975A AKK 200T 1975A - Cooper-Bessemer 10 $\frac{1}{2}$ " x 13 $\frac{1}{2}$ " Engine Model GNB

NT 7637 1 NUT, inlet nipple

Set at 2000 psi Service Setting (Used Spring) or 2200 psi (New Spring).

NOTE: Illustrations 1 and 2 are not supplied with Holder Assembly and must be ordered separately.

ALL OTHER PARTS SAME AS FOR AKK 200 T 93

T 2219A AKK 175T 2219A - National Supply 8 $\frac{1}{2}$ " x 10 $\frac{1}{2}$ " Engine Model PTD

1	WMU 2089/1X	1	NUT, inlet nipple (for 5/16" tubing)
2	WMS 2108/1X	1	WASHER, inlet nipple nut
3	HH 78247	1	BODY, nozzle holder (18 mm X 1.5 mm thread)
7	GU 7818	1	SEAT, spring - upper
8	SP 7813	1	SPRING, pressure adjusting
10	GU 7817	1	SEAT, spring - lower

Set at 3600 psi Service Setting (Used Spring) or 3960 psi (New Spring).

ALL OTHER PARTS SAME AS FOR AKK 200 T 93

T 2464A AKK 150T 2464A - Sterling Engine 8" x 9" Engine Model Viking

1			Not supplied by American Bosch (Ermeto)
2			Not supplied by American Bosch (Ermeto)
3	HH 78264	1	BODY, nozzle holder (3/4" thread for Ermeto)

Set at 3000 psi Service Setting (Used Spring) or 3300 psi (New Spring).

ALL OTHER PARTS SAME AS FOR AKK 150 T 93

AKK 175T 2586A - Atlas Imperial 9" x 10 $\frac{1}{2}$ " Engine Model KMT 668

T 2586A

Illustration Number	Part Number	Quantity Used	Description of Part
1	WMU 2089/1X	1	NUT, inlet nipple
2	WMS 2108/400X	1	WASHER, inlet nipple nut
3	HH 78266	1	BODY, nozzle holder
**	SC 7833	1	SCREW, bleeder
**	SD 7882	1	STUD, fuel inlet

Set at 3000 psi Service Setting (Used Spring) or 3300 psi (New Spring).
ALL OTHER PARTS SAME AS FOR AKK 150 T 93

AKK 225T 2602A - Worthington 10 $\frac{3}{4}$ " x 14 $\frac{1}{2}$ " Engine Model SCCGO

T 2602A

1	NT 7866	1	NUT, inlet nipple
2	WA 7632	1	WASHER, inlet nipple nut
3	HH 78221-5	1	BODY, nozzle holder
7	GU 7818	1	SEAT, spring - upper
8	SP 7813	1	SPRING, pressure adjusting
10	GU 7817	1	SEAT, spring - lower

Set at 3000 psi Service Setting (Used Spring) or 3300 psi (New Spring).
ALL OTHER PARTS SAME AS FOR AKK 200 T 93

AKK 250T 2607A & B - Worthington 12" x 14" Supercharged
- Engine Model SDH

T 2607A&B

1	NT 7866	1	NUT, inlet nipple
2	WA 7632	1	WASHER, inlet nipple nut
3	HH 78372	1	BODY, holder
7	GU 7818	1	SEAT, spring - upper
8	SP 7813	1	SPRING, pressure adjusting
10	GU 7817	1	SEAT, spring - lower

Set at 3000 psi Service Setting (Used Spring) or 3300 psi (New Spring).
ALL OTHER PARTS SAME AS FOR AKK 250 T 93

AKK 300T 2642A - Cooper - Bessemer 15 $\frac{1}{2}$ " x 22" Engine Model LS

T 2642A

Not supplied by American Bosch
Not supplied by American Bosch

Set at 2000 psi Service Setting (Used Spring) or 2200 psi (New Spring).
ALL OTHER PARTS SAME AS FOR AKK 300 T 93

T 2833A AKK 200T 2833A - Alco 9" x 10 $\frac{1}{2}$ " Model 244

Illustration Number	Part Number	Quantity Used	Description of Part
1	NT 7866	1	NUT, inlet nipple
2	WA 7632	1	WASHER, inlet nipple nut
7	GU 7818	1	SEAT, spring - upper
8	SP 7813	1	SPRING, pressure adjusting
10	GU 7817	1	SEAT, spring - lower

Set at 3000 psi Service Setting (Used Spring) or 3300 psi (New Spring).
ALL OTHER PARTS SAME AS FOR AKK 200 T 93

T 2933A AKK 335T 2933A - Cooper-Bessemer 9" x 10 $\frac{1}{2}$ " Models FV & FW

1			Not supplied by American Bosch
2			Not supplied by American Bosch
3	HH 78283	1	BODY, nozzle holder (18mm X 1.5mm thread for Ermeto)
7	GU 7818	1	SEAT, spring - upper
8	SP 7813	1	SPRING, pressure adjusting
10	GU 7817	1	SEAT, spring - lower

Set at 3600 psi Service Setting (Used Spring) or 3960 psi (New Spring).
ALL OTHER PARTS SAME AS FOR AKK 300 T 93

T 4029A AKK 200T 4029A - Alco 9" x 10 $\frac{1}{2}$ " Model 244

1	NT 7886	1	NUT, inlet nipple
2	WA 7647	1	WASHER, inlet nipple nut
3	HH 78321	1	BODY, nozzle holder (13/16" - 16 thread for 90° cone)
4	NT 7885	1	NUT, nozzle cap
7	GU 7818	1	SEAT, spring - upper
8	SP 7813	1	SPRING, pressure adjusting
10	GU 7817	1	SEAT, spring - lower

Set at 3600 psi Service Setting (Used Spring) or 3960 psi (New Spring).
ALL OTHER PARTS SAME AS FOR AKK 200 T 93

T 4276A & B AKK 175T 4276A & B - White Motor 8 $\frac{1}{2}$ " x 10 $\frac{1}{2}$ " Model 40C

1	WMU 2089/1X	1	NUT, inlet nipple
2	WMS 2108/400X	1	WASHER, inlet nipple nut
3	HH 78247	1	BODY, nozzle holder (18mm X 1.5mm thread)
7	GU 7818	1	SEAT, spring - upper
8	SP 7813	1	SPRING, pressure adjusting
10	GU 7817	1	SEAT, spring - lower

Set at 3100 psi Service Setting (Used Spring) or 3410 psi (New Spring).
ALL OTHER PARTS SAME AS FOR AKK 200 T 93

AKK 242T 4342A - Alco Model 251B

T 4342A

Illustration Number	Part Number	Quantity Used	Description of Part
1			Not Used
2			Not Used
3	HH 78331A	1	BODY, nozzle holder - includes part **a
4	NT 7897	1	NUT, nozzle cap
**a	PN 1132	1	PIN, locating - holder body (to protrude 0.146" to 0.156")
7	GU 7818	1	SEAT, spring - upper
8	SP 7813	1	SPRING, pressure adjusting
10	GU 7817	1	SEAT, spring - lower

Set at 3600 psi Service Setting (Used Spring) or 3960 psi (New Spring).
ALL OTHER PARTS SAME AS FOR AKK 250 T 93

AKK 175T 4499A - White Motor 8 1/2" x 10 1/2" Model PTD

T 4499A

1	WMU 2089/1X	1	NUT, inlet nipple
2	WMS 2108/1X	1	WASHER, inlet nipple nut
3	HH 78247	1	BODY, nozzle holder (18mm X 1.5mm thread)
7	GU 7818	1	SEAT, spring - upper
8	SP 7813	1	SPRING, pressure adjusting
10	GU 7817	1	SEAT, spring - lower

Set at 3100 psi Service Setting (Used Spring) or 3410 psi (New Spring).
ALL OTHER PARTS SAME AS FOR AKK 200 T 93

AKK 175T 4565A - White Motor 8 1/2" x 10 1/2" Model PTD

T 4565A

1	WMU 2089/1X	1	NUT, inlet nipple
2	WMS 2108/1X	1	WASHER, nipple nut
3	HH 78247	1	BODY, holder (18mm X 1.5 mm thread)
7	GU 7818	1	SEAT, upper spring
8	SP 7820	1	SPRING (Stainless Steel)
10	GU 7817	1	SEAT, lower spring

Set at 3600 psi Service Setting (Used Spring) or 3960 psi (New Spring).
ALL OTHER PARTS SAME AS FOR AKK 200 T 93

AKK 225T 4635A - White Motor 12" x 15" Model 60SX8

T 4635A

1	WMU 2089/1X	1	NUT, inlet nipple
2	WMS 2108/400X	1	WASHER, nipple nut
3	HH 78345	1	BODY (18mm X 1.5mm thread)
7	GU 7818	1	SEAT, upper spring
8	SP 7820	1	SPRING (Stainless Steel)
10	GU 7817	1	SEAT, lower spring

Set at 3600 psi Service Setting (Used Spring) or 3960 psi (New Spring).
ALL OTHER PARTS SAME AS FOR AKK 200 T 93

T 4638A AKK 300T 4638 A - Chicago Pneumatic Tool 9" x 10½"

Illustration Number	Part Number	Quantity Used	Description of Part
1			Not Used
2			Not Used
3	HH 78346	1	BODY, holder (3/4" x 16 thread for Ermeto)
7	GU 7818	1	SEAT, upper spring
8	SP 7813	1	SPRING
10	GU 7817	1	SEAT, lower spring

Set at 3500 psi Service Setting (Used Spring) or 3850 psi (New Spring).

ALL OTHER PARTS SAME AS FOR AKK 300 T 93

T 5049A AKK 242T 5049 A - Alco Model 260

1			Not Used
2			Not Used
3	HH 78383A	1	BODY, holder
4	NT 7897	1	NUT, nozzle cap
7	GU 7818	1	SEAT, upper spring
8	SP 7813	1	SPRING
10	GU 7817	1	SEAT, lower

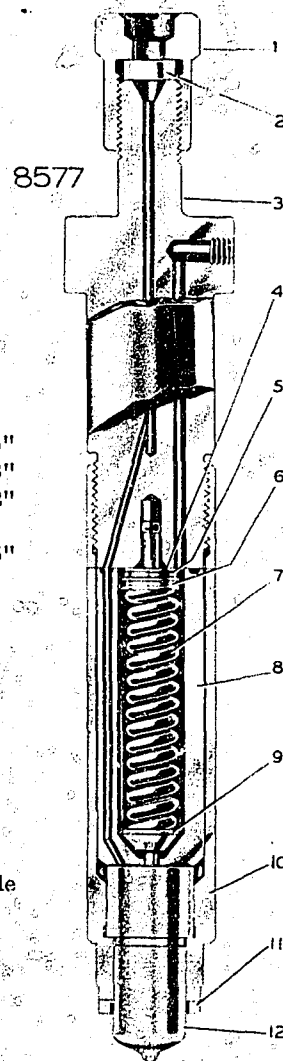
Set at 3600 psi Service Setting (Used Spring) or 3960 psi (New Spring).

ALL OTHER PARTS SAME AS FOR AKK 250 T 93

Supersedes Manual Pages D 920 and D 920/1 Issued January, 1951

SERVICE PARTS LIST FOR AMERICAN BOSCH NOZZLE HOLDERS AKK 200 to 400 U 85

Illustration Number	Part Number	Quantity Used	Description of Part
1	NT 7868	1	NUT, inlet nipple
2	WA 7627	1	WASHER, inlet nipple nut
3	HH 78241-1	1	BODY, nozzle holder - for AKK 200 U 85
	HH 78241-2	1	BODY, nozzle holder - for AKK 250 U 85
	HH 78241-3	1	BODY, nozzle holder - for AKK 300 U 85
	HH 78241-4	1	BODY, nozzle holder - for AKK 350 U 85
	HH 78241-5	1	BODY, nozzle holder - for AKK 400 U 85
4	SR 7814	1	SPACER
5	SR 7815-1	as req'd	SHIM, pressure adjusting - .0015" to .0025"
	SR 7815-2	as req'd	SHIM, pressure adjusting - .0063" to .0078"
	SR 7815-3	as req'd	SHIM, pressure adjusting - .0092" to .0112"
	SR 7815-4	as req'd	SHIM, pressure adjusting - .024" to .026"
	SR 7815-5	as req'd	SHIM, pressure adjusting - .0355" to .0395"
	SR 7815-6	as req'd	SHIM, pressure adjusting - .123" to .127"
6	GU 7816	1	SEAT, spring - upper
7	WSF 2064A1X	1	SPRING, pressure adjusting
8	SR 7813	1	SPACER, valve stop
9	GU 7815	1	SEAT, spring - lower
10	NT 7867	1	NUT, nozzle cap
11	WMR 2041/400 X	1	GASKET, nozzle cap nut - furnished with nozzle or must be ordered separately
12	See Note	1	NOZZLE ASSEMBLY



NOTE: The nozzle assembly is not furnished with the nozzle holder assembly. When reordering nozzle assembly, refer to the type designation stamped on the nozzle body.

AKK 350 U 2357A - Cooper-Bessemer Corp. - Model LSV-13-A
U 2357 A
- 15 1/2" x 22"

Illustration Number	Part Number	Quantity Used	Description of Part
1			Not supplied by American Bosch
2			Not supplied by American Bosch

Set at 3000 psi Service Setting (used spring) or 3300 psi (new spring).

ALL OTHER REQUIRED PARTS SAME AS FOR AKK 350 U 85

AMERICAN BOSCH MARKETING DIVISION / **AMERICAN BOSCH ARMA CORPORATION** / **SPRINGFIELD, MASS. 01107**

AKK 300 U 3303A & B — Worthington Corp.**U 3303 A & B**

— Model SEHGO-8 (Supercharged) — 16" x 20"

Illustration Number	Part Number	Quantity Used	Description of Part
1			Not supplied by American Bosch
2			Not supplied by American Bosch
3	HH 78310	1	BODY, nozzle holder (7/8" - 14 thread)
7	SP 7822	1	SPRING, pressure adjusting (Stainless Steel)

Set at 3500 psi Service Setting (used spring) or 3850 psi (new spring).

ALL OTHER REQUIRED PARTS SAME AS FOR AKK 300 U 85

AKK 275 U 3593A, B & C — Worthington Corp.**U 3593 A, B & C**

— Model SER (Turbo-charged) — 14" x 18"

1			Not supplied by American Bosch
2			Not supplied by American Bosch
3	HH 78329	1	BODY, nozzle holder (7/8" - 14 thread for Ermeto)
6	GU 7816	1	SEAT, spring - upper - Used on 3593 A & B
	GU 7834	1	SEAT, spring - upper - Used on 3593 C
7	SP 7821	1	SPRING, pressure adjusting (Stainless Steel)

Set at 3500 psi Service Setting (used spring) or 3850 psi (new spring)

ALL OTHER REQUIRED PARTS SAME AS FOR AKK 250 U 85

AKK 275 U 4653A — Worthington Corp.**U 4653 A**

— Model SER (Turbo-charged) — 14" x 18"

1			Not supplied by American Bosch
2			Not supplied by American Bosch
3	HH 78347	1	BODY, nozzle holder (1" - 16 thread for Ermeto)
6	GU 7834	1	SEAT, spring - upper
7	SP 7821	1	SPRING, pressure adjusting (Stainless Steel)
8	SR 7823	1	SPACER, valve stop
10	NT 7896	1	NUT, nozzle cap

Set at 3500 psi Service Setting (used spring) or 3850 psi (new spring).

ALL OTHER REQUIRED PARTS SAME AS FOR AKK 250 U 85

AMERICAN BOSCH MARKETING DIVISION / **AMERICAN BOSCH ARMA CORPORATION** / **SPRINGFIELD, MASS. 01107**

U 4654 A

AKK 300 U 4654A — Worthington Corp.

— Model SEHGO-8 (Turbo-charged) — 16" x 20"

Illustration Number	Part Number	Quantity Used	Description of Part
1			Not supplied by American Bosch
2			Not supplied by American Bosch
3	HH 78348	1	BODY, nozzle holder (1" - 16 thread for Ermeto)
7	SP 7822	1	SPRING, pressure adjusting (Stainless Steel)
8	SR 7823	1	SPACER, valve stop
10	NT 7896	1	NUT, nozzle cap

Set at 3500 psi Service Setting (used spring) or 3850 psi (new spring).

ALL OTHER REQUIRED PARTS SAME AS FOR AKK 300 U 85

U 4685 A

AKK 275 U 4685A — Worthington Corp.

— Model SER (Turbo-charged) — 14" x 18"

1			Not supplied by American Bosch
2			Not supplied by American Bosch
3	HH 78351	1	BODY, nozzle holder (1" - 16 thread for Ermeto)
6	GU 7834	1	SEAT, spring - upper
7	SP 7821	1	SPRING, pressure adjusting (Stainless Steel)

Set at 3500 psi Service Setting (used spring) or 3850 psi (new spring).

ALL OTHER REQUIRED PARTS SAME AS FOR AKK 250 U 85

U 4854 A

AKK 300 U 4854A — Worthington Corp.

— Model SEHGO-8 (Turbo-charged) — 16" x 20"

1			Not supplied by American Bosch
2			Not supplied by American Bosch
3	HH 78348	1	BODY, nozzle holder (1" - 16 thread for Ermeto)
6	GU 7835	1	SEAT, spring - upper
7	SP 7622	1	SPRING, pressure adjusting (Stainless Steel)
8	SR 7823	1	SPACER, valve stop
10	NT 7896	1	NUT, nozzle cap

Set at 3500 psi Service Setting (used spring) or 3850 psi (new spring).

ALL OTHER REQUIRED PARTS SAME AS FOR AKK 300 U 85

AMERICAN BOSCH MARKETING DIVISION / **AMERICAN BOSCH ARMA CORPORATION** / **SPRINGFIELD, MASS. 01107**

AKK 275 U 4941A — Worthington Corp. — Model DR — 13¼" x 17½"

U 4941A

Illustration Number	Part Number	Quantity Used	Description of Part
1	WMU 2103/1X	1	NUT, inlet nipple
2	WA 7635	1	WASHER, inlet nipple nut
3	HH 78267	1	BODY, nozzle holder (22 x 1.5 thread)
7	SP 7821	1	SPRING, pressure adjusting (Stainless Steel)

Set at 3000 psi Service Setting (used spring) or 3300 psi (new spring).

ALL OTHER REQUIRED PARTS SAME AS FOR AKK 250 U 85

AKK 350 U 4996A — Chicago Pneumatic Tool Co. — 16" x 22"

U 4996A

1			Not supplied by American Bosch
2			Not supplied by American Bosch
3	HH 78376	1	BODY, nozzle holder (1" - 16 thread for Ermeto)
7	SP 7822	1	SPRING, pressure adjusting (Stainless Steel)
8	SR 7823	1	SPACER, valve stop
10	NT 7896	1	NUT, nozzle cap

Set at 3600 psi Service Setting (used spring) or 3960 psi (new spring).

ALL OTHER REQUIRED PARTS SAME AS FOR AKK 350 U 85

AKK 275 U 5010A — General Metals Corp. — Models RV & R — 17" x 21"

U 5010A

1			Not supplied by American Bosch
2			Not supplied by American Bosch
3	HH 78386	1	BODY, nozzle holder (22 x 1.5 thread)
7	SP 7822	1	SPRING, pressure adjusting (Stainless Steel)
8	SR 7823	1	SPACER, valve stop
10	NT 7896	1	NUT, nozzle cap

Set at 3500 psi Service Setting (used spring) or 3850 psi (new spring).

ALL OTHER REQUIRED PARTS SAME AS FOR AKK 250 U 85

AKK 275 U 5044A — Chicago Pneumatic Tool Co.

U 5044A

1			Not supplied by American Bosch
2			Not supplied by American Bosch
3	HH 78379	1	BODY, nozzle holder (1" - 16 thread for Ermeto)
7	SP 7822	1	SPRING, pressure adjusting (Stainless Steel)
8	SR 7823	1	SPACER, valve stop
10	NT 7896	1	NUT, nozzle cap

Set at 3000 psi Service Setting (used spring) or 3960 psi (new spring).

ALL OTHER REQUIRED PARTS SAME AS FOR AKK 300 U 85

AMERICAN BOSCH MARKETING DIVISION

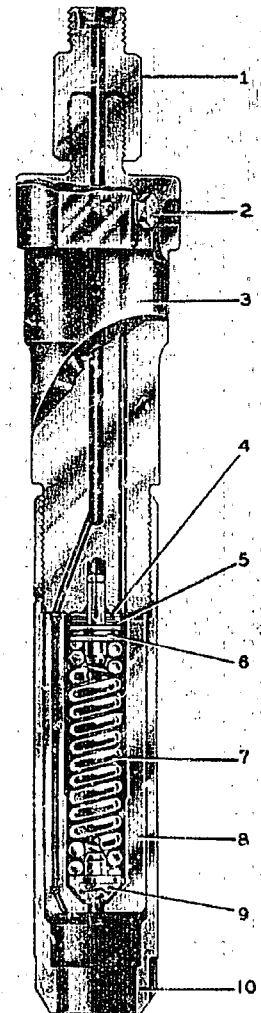
**AMERICAN
BOSCH
ARMA
CORPORATION**

SPRINGFIELD, MASS. 01107

Supersedes Manual Page D940
Issued April, 1952

**SERVICE PARTS LIST
FOR
AMERICAN BOSCH NOZZLE HOLDERS
AKK 425 W 1**

Illustration Number	Part Number	Quantity Used	Description of Part
1	SD 7878	1	STUD, fuel inlet adapter
2	SC 7825	1	SCREW, bleeder
3	HH 79233	1	BODY, nozzle holder
4	SR 7811	1	SPACER
5	SR 7810-1	as required	SHIM, pressure adjusting .0015" to .0025"
	SR 7810-2	as required	SHIM, pressure adjusting .0063" to .0078"
	SR 7810-3	as required	SHIM, pressure adjusting .0092" to .0112"
	SR 7810-4	as required	SHIM, pressure adjusting .024" to .026"
	SR 7810-5	as required	SHIM, pressure adjusting .0355" to .0395"
	SR 7810-6	as required	SHIM, pressure adjusting .123" to .127"
6	GU 7814	1	SEAT, spring - upper
7	SP 789	1	SPRING, pressure adjusting
8	SR 7812	1	SPACER, valve stop
9	GU 7813	1	SEAT, spring - lower
10	NT 7864	1	NUT, nozzle cap



AKK 425 W 1990 A & B Nordberg

W1990A & B

Set at 4000 psi Service Setting (Used Spring) or 4400 psi (New Spring).

ALL PARTS SAME AS FOR AKK 425 W 1

NOTE: When reordering a replacement holder body for Edition A, also order SD 7878 (Illustration 1) and stamp holder "AKK 425 W 1990 B."

AKK 425 W 2355 A Texas Company

W2355A

Set at 2500 psi Service Setting (used Spring) or 2750 psi (New Spring).

ALL PARTS SAME AS FOR AKK 425 W 1

W2967A AKK 425 W 2967A Nordberg

Illustration Number	Part Number	Quantity Used	Description of Part
1	SD 7889	1	STUD, fuel inlet adapter (1.375 - 12 NF-2 thread for Ermeto)

Set at 4000 psi Service Setting (Used Spring) or 4400 psi (New Spring).

ALL OTHER PARTS SAME AS FOR AKK 425 W 1

W4215A AKK 425 W 4215 A Nordberg

Illustration Number	Part Number	Quantity Used	Description of Part
3	HH 78328	1	BODY, holder

Set at 4000 psi Service Setting (Used Spring) or 4400 psi (New Spring).

ALL OTHER PARTS SAME AS FOR AKK 425 W 1